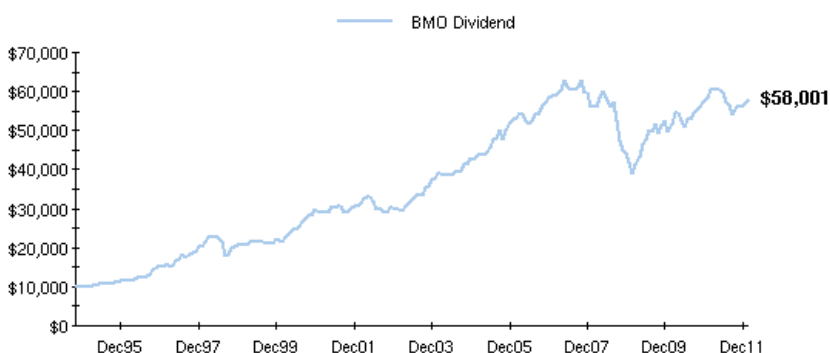


### Fund Information

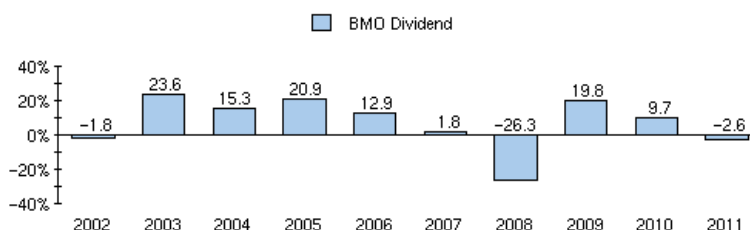
<b>Unit Price</b> (as of Feb 08, 2012)	<b>\$44.6318</b>
<b>Date Started</b>	<b>Oct 03, 1994</b>
<b>Net Assets</b> (as of Jan 31, 2012)	<b>\$3,596.8 M</b>
<b>MER</b> (as of Sep 30, 2010)	<b>1.73%</b>
<b>Baycom Number</b>	<b>BMO146</b>
<b>Minimum Investment</b>	
Initial Investment	<b>\$500</b>
Additional Investment	<b>\$50</b>
Continuous Savings Plan (CSP)	<b>\$50</b>
<b>Distribution Policy</b>	
Income	Quarterly
Capital Gains	Annually

### Growth of \$10,000

(as of Jan 31, 2012)



### Calendar Performance



### Investment Objectives and Strategies

This fund's objective is to achieve a high level of after-tax return, including dividend income and capital gains, from growth in the value of your investment by investing primarily in dividend-yielding common and preferred shares of established Canadian companies.

The portfolio manager uses a bottom-up fundamental investment process to identify attractively priced equities. This process includes analyzing financial statements, company management and valuations, with an emphasis on companies that generate stable and predictable cash flows.

### Performance History

(as of Jan 31, 2012)

YTD	<b>2.03%</b>
3 Month	<b>2.74%</b>
1 Year	<b>-1.62%</b>
3 Years	<b>11.37%</b>
5 Years	<b>-0.55%</b>
10 Years	<b>6.48%</b>
20 Years	-
30 Years	-
Since Inception	<b>10.61%</b>

### Top 10 Holdings

(as of Jan 31, 2012)

TD Bank	<b>8.1%</b>
Bank of Nova Scotia	<b>6.4%</b>
Enbridge Inc.	<b>6.3%</b>
CIBC	<b>6.0%</b>
Royal Bank of Canada	<b>6.0%</b>
Canadian National Railway	<b>4.3%</b>
Goldcorp Inc.	<b>2.9%</b>
Intact Financial	<b>2.9%</b>
BCE Inc.	<b>2.9%</b>
TransCanada Corp.	<b>2.7%</b>

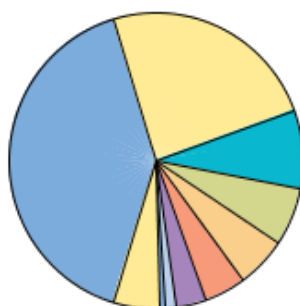
### Fund Management

**BMO Asset Management Inc.**

Michael Stanley

### Sector Allocation

(as of Jan 31, 2012)



### How to Reach Us

1-800-665-7700

7 a.m. to 11 p.m. (E.S.T.), Monday through Friday  
9 a.m. to 5 p.m. (E.S.T.), Saturday

Note: Please see next page for important disclaimer and fund-specific information.

## Disclaimer

BMO Mutual Funds are offered by BMO Investments Inc., a financial services firm and separate legal entity from Bank of Montreal.

Commissions, trailing commissions, management fees and expenses all may be associated with mutual fund investments. Please read the prospectus of the mutual fund before investing. Except as otherwise noted, the indicated rates of return are the historical annual compounded total returns including changes in unit value and reinvestment of all distributions and do not take into account sales, redemption, distribution or optional charges or income taxes payable by any unitholder that would have reduced returns. For money market funds, the performance data assumes reinvestment of distributions only and does not take into account sales, redemption, distribution or optional charges or income taxes payable by any unitholder that would have reduced returns. In addition, for money market funds, there can be no assurances that the fund will be able to maintain its net asset value per unit at a constant amount or that the full amount of your investment in the fund will be returned to you. Mutual funds are not guaranteed or covered by the Canada Deposit Insurance Corporation, the Régie de l'assurance-dépôts du Québec or by any other government deposit insurer. The value of mutual funds changes frequently and past performance may not be repeated.

This fund profile is provided for informational purposes only. Particular investments and/or trading strategies should be evaluated relative to each individual's investment objectives. The information contained in this fund profile is not, and should not be construed as, investment or tax advice. You should not act or rely on the information contained in this fund profile without seeking the advice of an appropriate professional advisor.

® Registered trade-mark of Bank of Montreal, used under licence.