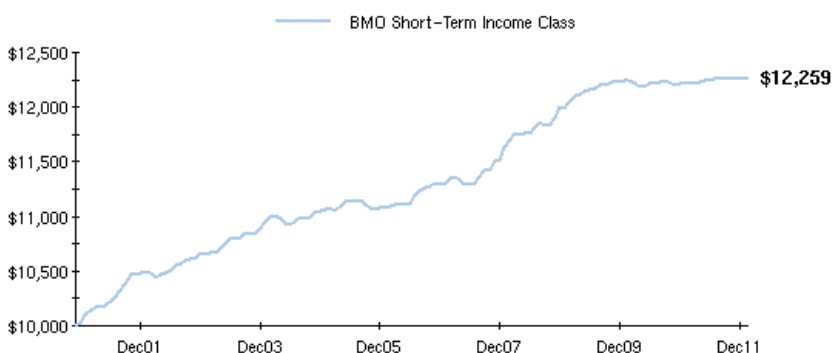


Fund Information

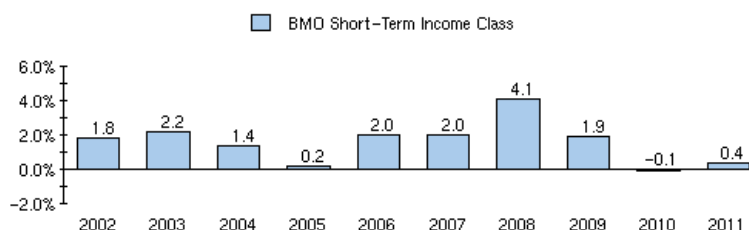
Unit Price (as of Feb 08, 2012)	\$12.2815
Date Started	Nov 27, 2000
Net Assets (as of Jan 31, 2012)	\$15.0 M
MER (as of Sep 30, 2010)	1.45%
Baycom Number	BMO291
Minimum Investment	
Initial Investment	\$500
Additional Investment	\$50
Continuous Savings Plan (CSP)	\$50
Distribution Policy	
Income	Annually
Capital Gains	Annually

Growth of \$10,000

(as of Jan 31, 2012)



Calendar Performance



Investment Objectives and Strategies

This fund's objectives are to preserve capital and maintain liquidity while providing investors with a short-term, fixed-income alternative to the other funds included in the BMO Global Tax Advantage Funds. The portfolio manager examines various economic indicators to construct an interest rate outlook, then builds the fund portfolio using a disciplined investment approach. Maturity structure and sector positioning are based on interest rate anticipation while security selection is determined by fundamental analysis and relative valuations.

Performance History

(as of Jan 31, 2012)

YTD	0.04%
3 Month	0.06%
1 Year	0.32%
3 Years	0.77%
5 Years	1.65%
10 Years	1.58%
20 Years	-
30 Years	-
Since Inception	1.85%

Top 10 Holdings

(as of Jan 31, 2012)

Toyota Motor Credit Corp. Cda 5.05% JUL/27/12	8.8%
Canada Housing Trust 3.6% JUN/15/13	7.4%
EnCana Corp. 4.3% MAR/12/12	7.3%
Gov't of Canada MAR/01/12	5.9%
Canada Housing Trust 4.55% DEC/15/12	5.6%
Algonquin Credit Card Trust 4.562% JUN/15/12	5.5%
Metropolitan Life Global Fund 2.625% DEC/03/12	5.4%
Gov't of Canada APR/12/12	5.2%
Chip Mortgage Trust 4.49% AUG/03/35	3.9%
Enbridge Pipelines 4.46% DEC/17/12	3.7%

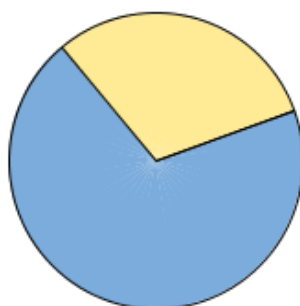
Fund Management

BMO Asset Management Inc.

Mark McMahon

Sector Allocation

(as of Jan 31, 2012)



How to Reach Us

1-800-665-7700

7 a.m. to 11 p.m. (E.S.T.), Monday through Friday
9 a.m. to 5 p.m. (E.S.T.), Saturday

Note: Please see next page for important disclaimer and fund-specific information.

Disclaimer

BMO Mutual Funds are offered by BMO Investments Inc., a financial services firm and separate legal entity from Bank of Montreal. BMO Global Tax Advantage Funds are available through BMO Global Tax Advantage Funds Inc., a separate entity managed by BMO Investments Inc. For details on how BMO Global Tax Advantage Funds are structured to allow transfers without the realization of capital gains, please read the prospectus.

Commissions, trailing commissions, management fees and expenses all may be associated with mutual fund investments. Please read the prospectus of the mutual fund before investing. Except as otherwise noted, the indicated rates of return are the historical annual compounded total returns including changes in share value and reinvestment of all distributions and do not take into account sales, redemption, distribution or optional charges or income taxes payable by any securityholder that would have reduced returns. Mutual funds are not guaranteed or covered by the Canadian Deposit Insurance Corporation, the Régie de l'assurance-dépôts du Québec or by any other government deposit insurer. The value of mutual funds change frequently and past performance may not be repeated.

This fund profile is provided for informational purposes only. Particular investments and/or trading strategies should be evaluated relative to each individual's investment objectives. The information contained in this fund profile is not, and should not be construed as, investment or tax advice. You should not act or rely on the information contained in this fund profile without seeking the advice of an appropriate professional advisor.

® 'BMO (M-bar roundel symbol)' is a registered trade-mark of Bank of Montreal, used under licence.