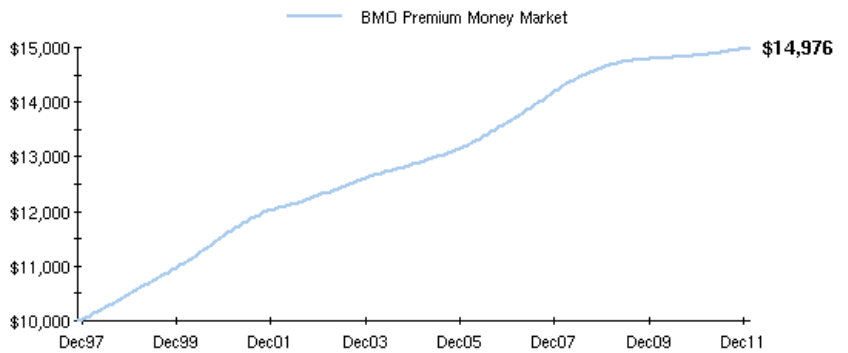


## Fund Information

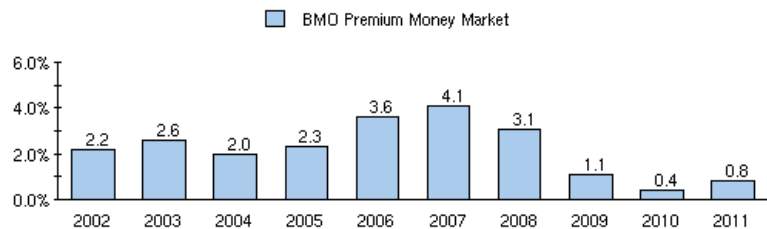
<b>Unit Price</b> (as of Feb 08, 2012)	<b>\$1.0000</b>
<b>Date Started</b>	<b>Nov 05, 1997</b>
<b>Net Assets</b> (as of Jan 31, 2012)	<b>\$437.4 M</b>
<b>MER</b> (as of Sep 30, 2010)	<b>0.34%</b>
<b>Baycom Number</b>	<b>BMO320</b>
<b>Minimum Investment</b>	
Initial Investment	<b>\$150,000</b>
Additional Investment	<b>\$5,000</b>
Continuous Savings Plan (CSP)	<b>\$1,500</b>
<b>Distribution Policy</b>	
Income	Monthly
Capital Gains	Annually

## Growth of \$10,000

(as of Jan 31, 2012)



## Calendar Performance



## Investment Objectives and Strategies

This fund's objectives are to preserve the value of your investment and to provide a high level of liquidity and interest income. The fund invests primarily in high-quality money market instruments issued by governments and corporations in Canada, including treasury bills, bankers' acceptances, and commercial paper.

## Performance History

(as of Jan 31, 2012)

YTD	<b>0.06%</b>
3 Month	<b>0.18%</b>
1 Year	<b>0.77%</b>
3 Years	<b>0.71%</b>
5 Years	<b>1.83%</b>
10 Years	<b>2.20%</b>
20 Years	-
30 Years	-
Since Inception	<b>2.90%</b>

## Top 10 Holdings

(as of Jan 31, 2012)


Canada Housing Trust 4.8% JUN/15/12	<b>7.5%</b>
Province of Ontario APR/04/12	<b>6.7%</b>
Province of Alberta MAR/06/12	<b>5.7%</b>
Province of Quebec FEB/17/12	<b>3.4%</b>
TD Bank FEB/21/12	<b>3.1%</b>
Gov't of Canada APR/12/12	<b>3.0%</b>
Province of Ontario FEB/01/12	<b>2.8%</b>
Royal Bank of Canada 4.53% MAY/07/12	<b>2.6%</b>
TD Bank FEB/01/12	<b>2.2%</b>
CIBC FEB/03/12	<b>2.2%</b>

## Fund Management

**BMO Asset Management Inc.**  
Mark McMahon

## Sector Allocation

(as of Jan 31, 2012)



## How to Reach Us

**1-800-665-7700**

7 a.m. to 11 p.m. (E.S.T.), Monday through Friday  
9 a.m. to 5 p.m. (E.S.T.), Saturday

Note: Please see next page for important disclaimer and fund-specific information.

## Disclaimer

BMO Mutual Funds are offered by BMO Investments Inc., a financial services firm and separate legal entity from Bank of Montreal.

Commissions, trailing commissions, management fees and expenses all may be associated with mutual fund investments. Please read the prospectus of the mutual fund before investing. Except as otherwise noted, the indicated rates of return are the historical annual compounded total returns including changes in unit value and reinvestment of all distributions and do not take into account sales, redemption, distribution or optional charges or income taxes payable by any unitholder that would have reduced returns. For money market funds, the performance data assumes reinvestment of distributions only and does not take into account sales, redemption, distribution or optional charges or income taxes payable by any unitholder that would have reduced returns. In addition, for money market funds, there can be no assurances that the fund will be able to maintain its net asset value per unit at a constant amount or that the full amount of your investment in the fund will be returned to you. Mutual funds are not guaranteed or covered by the Canada Deposit Insurance Corporation, the Régie de l'assurance-dépôts du Québec or by any other government deposit insurer. The value of mutual funds changes frequently and past performance may not be repeated.

This fund profile is provided for informational purposes only. Particular investments and/or trading strategies should be evaluated relative to each individual's investment objectives. The information contained in this fund profile is not, and should not be construed as, investment or tax advice. You should not act or rely on the information contained in this fund profile without seeking the advice of an appropriate professional advisor.

® Registered trade-mark of Bank of Montreal, used under licence.