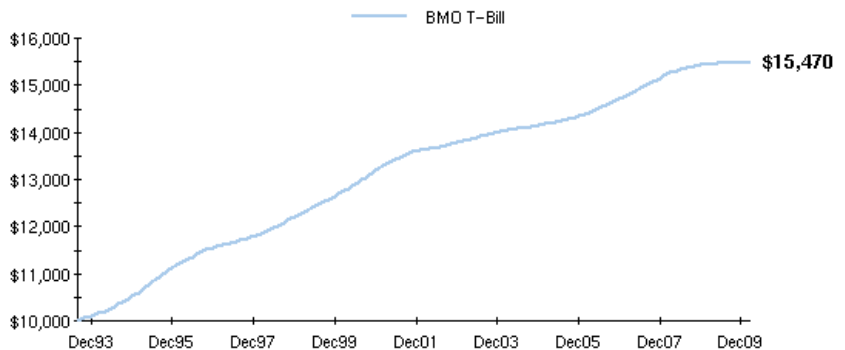


Fund Information

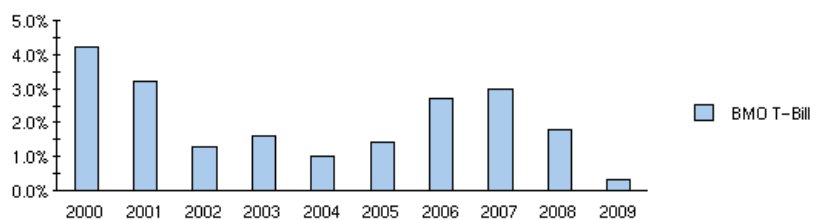
Unit Price (as of Mar 17, 2010)	\$1.0000
Date Started	Aug 03, 1993
Net Assets (as of Feb 26, 2010)	\$102.1 M
MER (as of Sep 30, 2009)	0.85%
Baycom Number	BMO319
Minimum Investment	
Initial Investment	\$500
Additional Investment	\$50
Continuous Savings Plan (CSP)	\$50
Distribution Policy	
Income	Monthly
Capital Gains	Annually

Growth of \$10,000

(as of Feb 28, 2010)



Calendar Performance



Investment Objectives and Strategies

This fund's objectives are to preserve the value of your investment and to provide a high level of liquidity and interest income generally by investing in Canadian federal and provincial government treasury bills.

Performance History

(as of Feb 28, 2010)

YTD	0.02%
3 Month	0.02%
1 Year	0.16%
3 Years	1.52%
5 Years	1.77%
10 Years	1.97%
20 Years	-
30 Years	-
Since Inception	2.68%

Top 10 Holdings

(as of Feb 28, 2010)

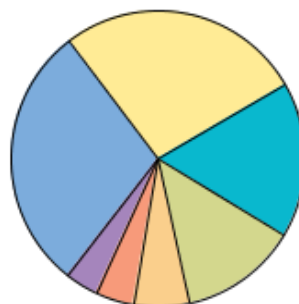
Province of Ontario, Floating Rate, Dec 3, 2010	8.3%
Province of Ontario, 4.000% May 19, 2010	8.0%
Canada Housing Trust, 3.750% Mar 15, 2010	7.9%
Province of British Columbia, 6.375% Aug 23, 2010	7.2%
Province of Ontario, 0.548% Aug 25 2010	4.9%
Government of Canada, 0.146% Mar 18 2010	4.6%
City of Toronto, 6.250% Aug 3, 2010	4.2%
Government of Canada, 3.750% Jun 1, 2010	4.2%
Government of Canada, 0.165% Mar 04 2010	4.1%
Province of Ontario, Floating Rate, Sep 16, 2010	4.1%

Fund Management

Jones Heward Investment Counsel Inc.
Mark McMahon

Sector Allocation

(as of Feb 28, 2010)



How to Reach Us

1-800-665-7700

7 a.m. to 11 p.m. (E.S.T.), Monday through Friday
9 a.m. to 5 p.m. (E.S.T.), Saturday

Note: Please see next page for important disclaimer and fund-specific information.

Disclaimer

BMO Mutual Funds are offered by BMO Investments Inc., a financial services firm and separate legal entity from Bank of Montreal.

Commissions, trailing commissions, management fees and expenses all may be associated with mutual fund investments. Please read the prospectus of the mutual fund before investing. Except as otherwise noted, the indicated rates of return are the historical annual compounded total returns including changes in unit value and reinvestment of all distributions and do not take into account sales, redemption, distribution or optional charges or income taxes payable by any unitholder that would have reduced returns. For money market funds, the performance data assumes reinvestment of distributions only and does not take into account sales, redemption, distribution or optional charges or income taxes payable by any unitholder that would have reduced returns. In addition, for money market funds, there can be no assurances that the fund will be able to maintain its net asset value per unit at a constant amount or that the full amount of your investment in the fund will be returned to you. Mutual funds are not guaranteed or covered by the Canada Deposit Insurance Corporation, the Régie de l'assurance-dépôts du Québec or by any other government deposit insurer. The value of mutual funds changes frequently and past performance may not be repeated.

This fund profile is provided for informational purposes only. Particular investments and/or trading strategies should be evaluated relative to each individual's investment objectives. The information contained in this fund profile is not, and should not be construed as, investment or tax advice. You should not act or rely on the information contained in this fund profile without seeking the advice of an appropriate professional advisor.

® Registered trade-mark of Bank of Montreal, used under licence.